

# Ex II telephone ExResistTel

Explosion-proof, weatherproof industrial telephone



## Overview

Communication devices for uses in firedamp-endangered industrial areas must be particularly adjusted to their extreme operating conditions.

Our ex telephone has been specially designed for applications in the petrochemical industry, as well as offshore installations, mills and port facilities. It is resistant to high temperature differences, humidity, sea water, dust and extensive mechanical strain.

The ExResistTel is certified for areas susceptible to explosive dusts and gases. It is equipped with a 21-key stainless steel keypad that has been especially designed for use with gloves.

The ExResistTel is now certified to DNV GL Marine and offshore standards. Its alphanumeric display allows for a clear reading. Moreover, the telephone offers all the amenities that are already supplied as standard in the office communication sector.

A number of accessories and components especially certified for potentially explosive areas even enhance the telephone's functionality.

## Features

- Locking function with PIN
- Hands-free operation
- Temperature range
- -25 °C to +60 °C
- Certified for dust and gas exposure
- Display
- IP 66 according to EN 60529
- Different housing colours

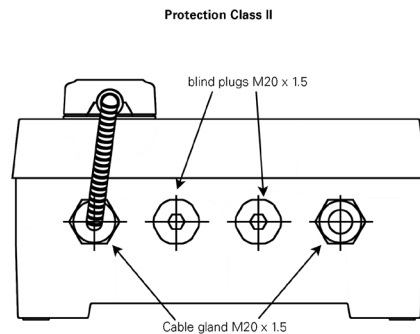
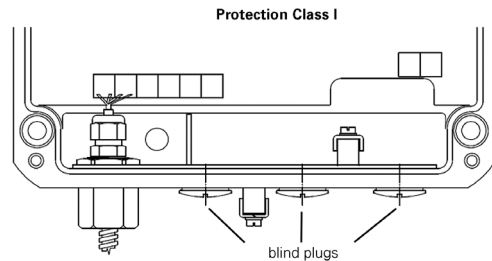
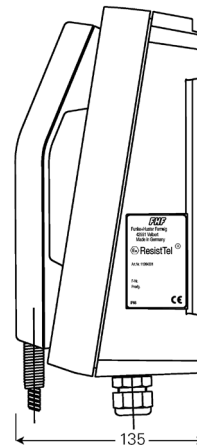
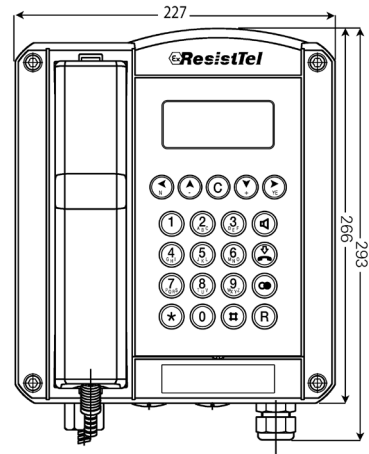
## Certification

Protection type	II 2 G Ex eb mb [ib] IIC T5 Gb II 2 G Ex eb mb [ib] IIC T6 Gb II 2 D Ex tb [ib] IIC T80°C Db II 2 D Ex tb [ib] IIC T100°C Db -25 °C < Ta < 60 °C -25 °C < Ta < 40 °C
Approval	DMT 02 ATEX E 183

## Specifications

Supply voltage	24 VDC to 66 VDC
Supply current	15 mA to 100 mA
Ringing alternating current	24 VAC to 90 VAC (at 21 ... 54 Hz ringing frequency) 30 VAC to 90 VAC (at 16,6 ... 54 Hz ringing frequency)
Ring tone impedance	Greater than 6,0 kΩ at 25 Hz and 24 ... 90 VAC. Greater than 4,0 kΩ at 50 Hz and 24 ... 90 VAC
Inquiry key	Flash function adjustable from 40 ms to 399 ms
Dialling procedure	PD-DTMF operation to be set in the menu. PD operation where the pulse/pause ratio can be set to 1.5:1 or 2:1 in the menu
W-conductor	Connection for external secondary sounder
Connection terminals	Up to 4 mm <sup>2</sup> rigid, Up to 2.5 mm <sup>2</sup> flexible
Housing	
Material	Glass fibre reinforced polyester
Height x width x depth	Approx. 266 mm x 227 mm x 135 mm
Weight	Approx. 5.5 kg
Display	Two-line alphanumeric display with pictograms Visual field approx. 78 mm x 26 mm
Keypad	Metal keypad with ice protection 21 keys with ABC lettering for name entries
Receiver	
Stabilization bracket	Integrated, adjustable stabilization bracket
Handset cord	Stainless steel armoured cord
Earpiece	Dynamic capsule with stray field coil for inductive coupling of hearing aids
Mouthpiece	Elektret microphone
Noise suppression	Greater than 3 dB due to integrated horn mouth
Environmental conditions	
Ingress protection	IP 66 according to EN60529
Impact protection	IK 09 according to EN50102
Operating temperature	-25 °C to +60 °C
Storage temperature	-25 °C to +70 °C
Optical call indication	Display screen ( ( ( 🔔 ) ) ) )
Ringing volume	Approx. 90 dB(A) in 1 m distance
Ring tones	10 sounds available
Listening by loudspeaker	Maximum volume approx. 68 dB(A) in 1 m distance
Handsfree operation	Maximum volume approx. 68 dB(A) in 1 m distance
Amplified listening	Receiver volume may be set from 0 dB(A) to +12 dB(A) in 7 steps
Menu guide	Multilingual
Telephone book	Max. 50 items (names and phone numbers)

## General arrangement drawing (all dimensions in mm)



## Accessories



Ex Headset



Ex II Additional earpiece



Ex II Secondary sounder



TWIN EExII



Protection hood

## Ordering data

The full article number for the TWIN EExII is made up by appending the colour code to the article numbers given below\*.

Type	Designation	Model	Article number
ExResistTel	Ex II telephone	black	FHF 112 861 01
ExResistTel	Ex II telephone	red	FHF 112 861 01 02
ExResistTel	Ex II telephone ZB	without keypad and display, black	FHF 112 861 02
ExResistTel	Ex II telephone ZB	without keypad and display, red	FHF 112 861 02 02
ExResistTel	Ex II telephone	protection class I, black with blind plugs for metal cable gland M20 x 1.5,	FHF 112 862 01
ExResistTel	Ex II telephone ZB	protection class I, black without keypad and display with blind plugs for metal cable gland M20 x 1.5,	FHF 112 862 02
<b>Zubehör</b>			
	Ex II Additional earpiece		FHF 112 861 03
	Ex Headset		FHF 112 861 04
	Ex II Secondary sounder		FHF 211 842 06
	TWIN EExII		FHF 118 833 ..*
	Telephone hood model 404	galvanized steel, yellow	FHF 118 901 01
	Telephone hood model 404	stainless steel	FHF 118 901 11
	Telephone hood model 404	synthetic material, orange	FHF 118 901 12
	Telephone hood model 404	synthetic material, yellow	FHF 118 901 13
	Telephone hood model 404	galvanized steel, red	FHF 118 901 14
	Telephone hood model 404	synthetic material, red	FHF 118 901 15
	Telephone hood model 404	GRP, yellow	FHF 118 901 22
	Telephone hood model 404	GRP, orange	FHF 118 901 23
	Console for model 404	yellow	FHF 118 901 03

*	
transparent	11
red	12
amber	13
green	14
blue	15